

OVERVIEW

- ▶ In 2019 construction sector accounted for about 8.3% of GDP. At the beginning of 2021 this sector has employed around 97 thousand persons or 10% of the total employment.
- ▶ 9,360 enterprises were active in the industry at the beginning of 2021 and 99.6% of them were small and medium sized enterprises (SMEs) with 1-249 persons employed.

| Indicator             | 2017   | 2018   | 2019   | 2020   | 2021   |
|-----------------------|--------|--------|--------|--------|--------|
| Number of enterprises | 7,745  | 8,026  | 8,417  | 9,016  | 9,360  |
| Number of employees   | 94,736 | 92,322 | 93,177 | 96,274 | 96,698 |

Source: Statistics Lithuania.

- ▶ In 2019 the value added of the construction sector increased by 13% and amounted to 2.0 billion EUR. In 2020 construction work carried out by Lithuania's construction enterprises amounted to 3.8 billion EUR, which was slightly (by 0.4%) less than in 2019. Most of the construction work was **performed in Lithuania** and it amounted to 3.4 billion EUR - or 0.4% less than in 2019. At the same time construction work carried out **abroad** amounted to 0.4 billion EUR (or 0.8% less than in 2019) at current prices.

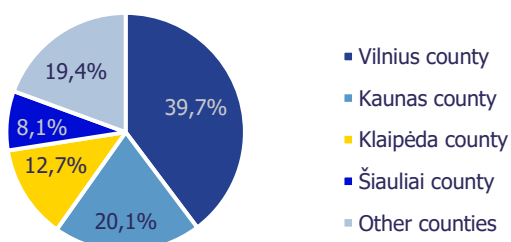
Construction work carried out within the country and abroad (at current prices), million EUR

| Indicator  | 2016    | 2017    | 2018    | 2019    | 2020    |
|--|---------|---------|---------|---------|---------|
| Construction work carried out within the country | 2,278.9 | 2,563.7 | 2,999.6 | 3,390.5 | 3,377.6 |
| Construction work carried out abroad             | 232.7   | 275.4   | 315.3   | 386.9   | 383.8   |
| Total  | 2,511.6 | 2,839.2 | 3,314.9 | 3,777.4 | 3,761.4 |

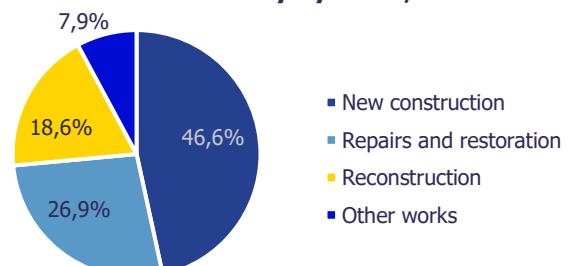
Source: Statistics Lithuania.

- ▶ Regarding the construction work carried out **within the country**, during 2020 the most of construction work (40% of the total value) was carried out in Vilnius county and amounted to 1.3 billion EUR (out of that value work carried out in Vilnius city municipality comprised 73% and amounted to 1.0 billion EUR). The second largest county by this indicator was Kaunas – it comprised 20% of the total value of construction work carried out. In 2020 by the type of construction work, the main share (47%) of the total value comprised new construction, 27% - repairs or restoration and 19% - reconstruction.
- ▶ In 2020 the construction of buildings comprised the major value (54%) of all construction work carried out **within the country** and accounted for 1.8 billion EUR at current prices. At the same time the share of civil engineering structures comprised approximately 46% and accounted for 1.6 billion EUR.

Value of construction work carried out within the country by counties, 2020



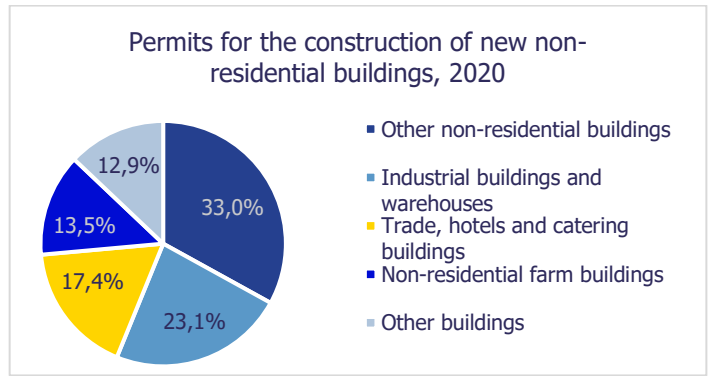
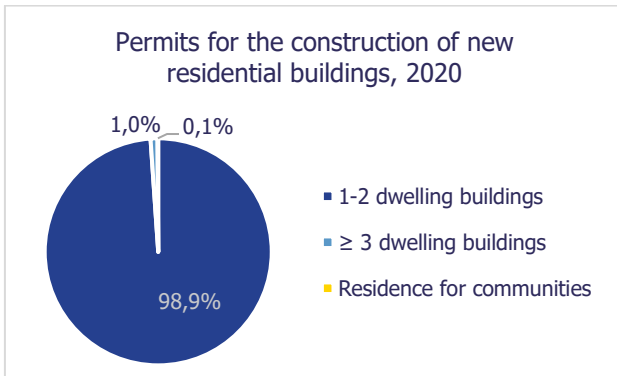
Type of construction work carried out within the country by value, 2020



Source: Statistics Lithuania.

Building permits for the construction:

- ▶ In 2020 totally 8,419 building **permits** for the construction were issued and most of them were issued for new **residential** buildings (7,568 or 90%), whereas **non-residential** buildings comprised 10% (or 851) of the total number of the permits issued.
- ▶ In 2020 the number of permits for the construction of **residential** buildings has increased by 25% up to 7,568 compared to 2019. These permits mainly (99%) consisted of permits for one and two dwelling buildings. The main share of permits was issued for the construction located in Vilnius county (40%) and Kaunas county (21%).
- ▶ In 2020 the number of permits for the construction of **non-residential** buildings has slightly decreased (by 1.6% to 851) compared to 2019. Most of permits were issued for other non-residential buildings (33%) and industrial buildings and warehouses (23%) and. The main share of permits was for the construction of non-residential buildings located in Vilnius county (27%) and Kaunas county (24%).



Source: Statistics Lithuania.

**Buildings completed:**

- ▶ In 2020 totally 7,425 new buildings were completed, which was 3.6% more than in 2019. The majority of new buildings completed were **residential** (6,822 or 92%) and 603 (or 8.1%) - **non-residential**.
- ▶ In 2020 totally 6,822 **residential** buildings were completed, which was 4.8% more compared to 2019. About 35% of these buildings were located in Vilnius county and 27% - Kaunas county. The total floor area of new **residential** buildings completed was 1,370 thousand m<sup>2</sup> (or 5.4% more than in 2019) and the main share of useful floor area of dwellings completed fell within Vilnius county (48%) and Kaunas county (22%).
- ▶ In terms of residential buildings, totally 13,903 **dwellings** were completed in 2020 (or 11% more than in 2019). These dwellings were mainly located in Vilnius county (55%) and Kaunas county (20%). The average useful floor area per dwelling was 98.4 m<sup>2</sup> (or 4.7% less than in 2019), meaning the average useful floor area per house (one or two dwelling building) - 132 m<sup>2</sup> (or 2.9% less than in 2019) and per dwelling in a block of flats – 58 m<sup>2</sup> (or 6.2% less than in 2019).
- ▶ Totally 603 new **non-residential** buildings were completed in 2020 (or 8.4% less than in 2019). These buildings were mainly located in Vilnius county (26%) and Kaunas county (24%). The main share of these buildings comprised industrial buildings and warehouses (34%), non-residential barn buildings (19%) and trade, hotel and catering buildings (15%). The total floor area of new **non-residential** buildings completed was 1,186 thousand m<sup>2</sup> (or 7.5% more than in 2019) and the major share fell within Vilnius county (53%) and Kaunas county (17%). In terms of the total floor area, industrial buildings and warehouses (487 thousand m<sup>2</sup> or 41%), office buildings (352 thousand m<sup>2</sup> or 30%) and trade, hotel and catering buildings (118 thousand m<sup>2</sup> or 9.9%) accounted for the largest share.